

INFORMATIONS

○	<table border="1" style="width: 100px; height: 100px; border-collapse: collapse;"> <tr><td></td><td></td><td></td></tr> <tr><td></td><td></td><td></td></tr> <tr><td></td><td style="background-color: #cccccc;"></td><td></td></tr> </table>										● (vertical stripes)	<table border="1" style="width: 100px; height: 100px; border-collapse: collapse;"> <tr><td style="background-color: #cccccc;"></td><td></td><td></td></tr> <tr><td></td><td></td><td></td></tr> <tr><td></td><td></td><td></td></tr> </table>										● (dots)	<table border="1" style="width: 100px; height: 100px; border-collapse: collapse;"> <tr><td></td><td></td><td></td></tr> <tr><td></td><td></td><td></td></tr> <tr><td></td><td></td><td style="background-color: #cccccc;"></td></tr> </table>									
□	<table border="1" style="width: 100px; height: 100px; border-collapse: collapse;"> <tr><td></td><td></td><td></td></tr> <tr><td></td><td></td><td></td></tr> <tr><td style="background-color: #cccccc;"></td><td></td><td></td></tr> </table>										□ (vertical stripes)	<table border="1" style="width: 100px; height: 100px; border-collapse: collapse;"> <tr><td></td><td></td><td></td></tr> <tr><td></td><td></td><td style="background-color: #cccccc;"></td></tr> <tr><td></td><td></td><td></td></tr> </table>										□ (dots)	<table border="1" style="width: 100px; height: 100px; border-collapse: collapse;"> <tr><td></td><td style="background-color: #cccccc;"></td><td></td></tr> <tr><td></td><td></td><td></td></tr> <tr><td></td><td></td><td></td></tr> </table>									
△	<table border="1" style="width: 100px; height: 100px; border-collapse: collapse;"> <tr><td></td><td></td><td></td></tr> <tr><td style="background-color: #cccccc;"></td><td></td><td></td></tr> <tr><td></td><td></td><td></td></tr> </table>										△ (vertical stripes)	<table border="1" style="width: 100px; height: 100px; border-collapse: collapse;"> <tr><td></td><td></td><td style="background-color: #cccccc;"></td></tr> <tr><td></td><td></td><td></td></tr> <tr><td></td><td></td><td></td></tr> </table>										△ (dots)	<table border="1" style="width: 100px; height: 100px; border-collapse: collapse;"> <tr><td></td><td></td><td></td></tr> <tr><td></td><td style="background-color: #cccccc;"></td><td></td></tr> <tr><td></td><td></td><td></td></tr> </table>									

Grille à compléter :

INFORMATIONS

○	<table border="1" style="width: 100px; height: 100px;"> <tr><td></td><td></td><td></td></tr> <tr><td style="background-color: #cccccc;"></td><td></td><td></td></tr> <tr><td></td><td></td><td></td></tr> </table>										●	<table border="1" style="width: 100px; height: 100px;"> <tr><td></td><td style="background-color: #cccccc;"></td><td></td></tr> <tr><td></td><td></td><td></td></tr> <tr><td></td><td></td><td></td></tr> </table>										●	<table border="1" style="width: 100px; height: 100px;"> <tr><td></td><td></td><td></td></tr> <tr><td></td><td></td><td></td></tr> <tr><td></td><td></td><td style="background-color: #cccccc;"></td></tr> </table>									
□	<table border="1" style="width: 100px; height: 100px;"> <tr><td style="background-color: #cccccc;"></td><td></td><td></td></tr> <tr><td></td><td></td><td></td></tr> <tr><td></td><td></td><td></td></tr> </table>										▤	<table border="1" style="width: 100px; height: 100px;"> <tr><td></td><td></td><td></td></tr> <tr><td></td><td></td><td></td></tr> <tr><td></td><td style="background-color: #cccccc;"></td><td></td></tr> </table>										▥	<table border="1" style="width: 100px; height: 100px;"> <tr><td></td><td></td><td></td></tr> <tr><td></td><td></td><td style="background-color: #cccccc;"></td></tr> <tr><td></td><td></td><td></td></tr> </table>									
△	<table border="1" style="width: 100px; height: 100px;"> <tr><td></td><td></td><td></td></tr> <tr><td></td><td style="background-color: #cccccc;"></td><td></td></tr> <tr><td></td><td></td><td></td></tr> </table>										▴	<table border="1" style="width: 100px; height: 100px;"> <tr><td></td><td></td><td></td></tr> <tr><td></td><td></td><td></td></tr> <tr><td style="background-color: #cccccc;"></td><td></td><td></td></tr> </table>										▵	<table border="1" style="width: 100px; height: 100px;"> <tr><td></td><td></td><td style="background-color: #cccccc;"></td></tr> <tr><td></td><td></td><td></td></tr> <tr><td></td><td></td><td></td></tr> </table>									

Grille à compléter :

INFORMATIONS

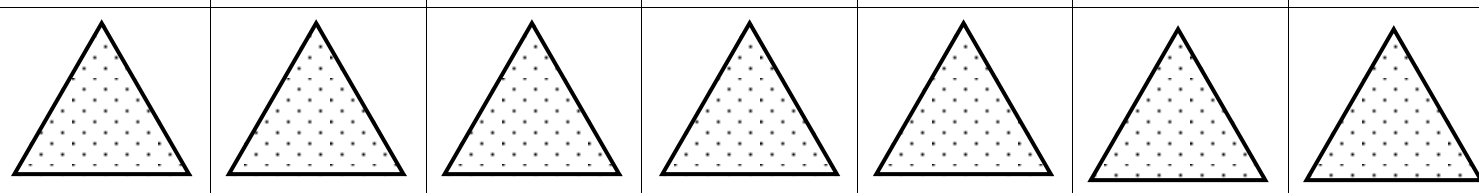
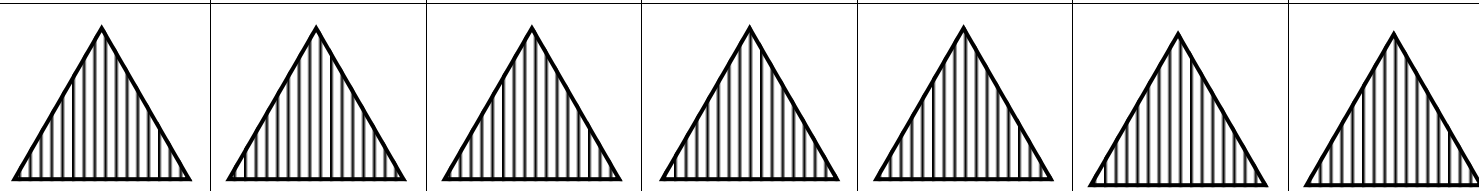
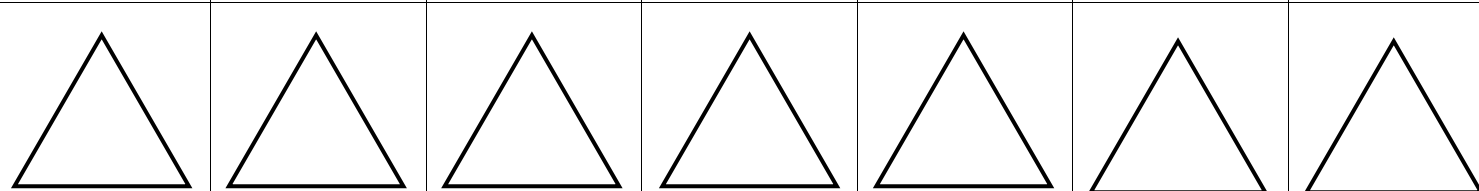



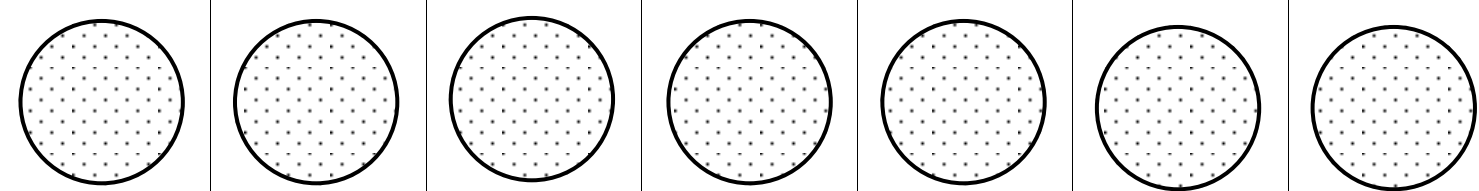
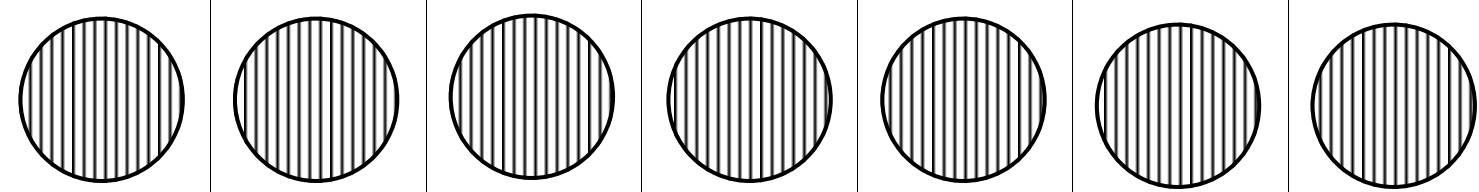

○	<table border="1" style="width: 100px; height: 100px; border-collapse: collapse;"> <tr><td></td><td></td><td></td></tr> <tr><td></td><td style="background-color: #cccccc;"></td><td></td></tr> <tr><td></td><td></td><td></td></tr> </table>										● (vertical stripes)	<table border="1" style="width: 100px; height: 100px; border-collapse: collapse;"> <tr><td></td><td></td><td></td></tr> <tr><td></td><td></td><td></td></tr> <tr><td></td><td></td><td style="background-color: #cccccc;"></td></tr> </table>										● (dots)	<table border="1" style="width: 100px; height: 100px; border-collapse: collapse;"> <tr><td></td><td></td><td></td></tr> <tr><td style="background-color: #cccccc;"></td><td></td><td></td></tr> <tr><td></td><td></td><td></td></tr> </table>									
□	<table border="1" style="width: 100px; height: 100px; border-collapse: collapse;"> <tr><td></td><td style="background-color: #cccccc;"></td><td></td></tr> <tr><td></td><td></td><td></td></tr> <tr><td></td><td></td><td></td></tr> </table>										□ (vertical stripes)	<table border="1" style="width: 100px; height: 100px; border-collapse: collapse;"> <tr><td></td><td></td><td></td></tr> <tr><td></td><td></td><td></td></tr> <tr><td></td><td style="background-color: #cccccc;"></td><td></td></tr> </table>										□ (dots)	<table border="1" style="width: 100px; height: 100px; border-collapse: collapse;"> <tr><td></td><td></td><td style="background-color: #cccccc;"></td></tr> <tr><td></td><td></td><td></td></tr> <tr><td></td><td></td><td></td></tr> </table>									
△	<table border="1" style="width: 100px; height: 100px; border-collapse: collapse;"> <tr><td></td><td></td><td></td></tr> <tr><td></td><td></td><td></td></tr> <tr><td style="background-color: #cccccc;"></td><td></td><td></td></tr> </table>										△ (vertical stripes)	<table border="1" style="width: 100px; height: 100px; border-collapse: collapse;"> <tr><td style="background-color: #cccccc;"></td><td></td><td></td></tr> <tr><td></td><td></td><td></td></tr> <tr><td></td><td></td><td></td></tr> </table>										△ (dots)	<table border="1" style="width: 100px; height: 100px; border-collapse: collapse;"> <tr><td></td><td></td><td></td></tr> <tr><td></td><td></td><td style="background-color: #cccccc;"></td></tr> <tr><td></td><td></td><td></td></tr> </table>									

Grille à compléter :

INFORMATIONS

○	<table border="1" style="width: 100px; height: 100px; border-collapse: collapse;"> <tr><td></td><td></td><td></td></tr> <tr><td></td><td></td><td style="background-color: #cccccc;"></td></tr> <tr><td></td><td></td><td></td></tr> </table>										● (vertical stripes)	<table border="1" style="width: 100px; height: 100px; border-collapse: collapse;"> <tr><td style="background-color: #cccccc;"></td><td></td><td></td></tr> <tr><td></td><td></td><td></td></tr> <tr><td></td><td></td><td></td></tr> </table>										● (dots)	<table border="1" style="width: 100px; height: 100px; border-collapse: collapse;"> <tr><td></td><td></td><td></td></tr> <tr><td></td><td></td><td></td></tr> <tr><td></td><td></td><td style="background-color: #cccccc;"></td></tr> </table>									
□	<table border="1" style="width: 100px; height: 100px; border-collapse: collapse;"> <tr><td></td><td></td><td></td></tr> <tr><td></td><td style="background-color: #cccccc;"></td><td></td></tr> <tr><td></td><td></td><td></td></tr> </table>										□ (vertical stripes)	<table border="1" style="width: 100px; height: 100px; border-collapse: collapse;"> <tr><td></td><td></td><td></td></tr> <tr><td style="background-color: #cccccc;"></td><td></td><td></td></tr> <tr><td></td><td></td><td></td></tr> </table>										□ (dots)	<table border="1" style="width: 100px; height: 100px; border-collapse: collapse;"> <tr><td></td><td></td><td></td></tr> <tr><td></td><td></td><td></td></tr> <tr><td></td><td style="background-color: #cccccc;"></td><td></td></tr> </table>									
△	<table border="1" style="width: 100px; height: 100px; border-collapse: collapse;"> <tr><td></td><td></td><td></td></tr> <tr><td></td><td></td><td></td></tr> <tr><td style="background-color: #cccccc;"></td><td></td><td></td></tr> </table>										△ (vertical stripes)	<table border="1" style="width: 100px; height: 100px; border-collapse: collapse;"> <tr><td></td><td style="background-color: #cccccc;"></td><td></td></tr> <tr><td></td><td></td><td></td></tr> <tr><td></td><td></td><td></td></tr> </table>										△ (dots)	<table border="1" style="width: 100px; height: 100px; border-collapse: collapse;"> <tr><td></td><td></td><td style="background-color: #cccccc;"></td></tr> <tr><td></td><td></td><td></td></tr> <tr><td></td><td></td><td></td></tr> </table>									

Grille à compléter :


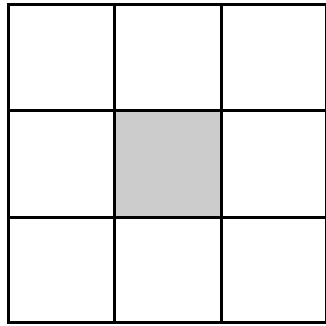

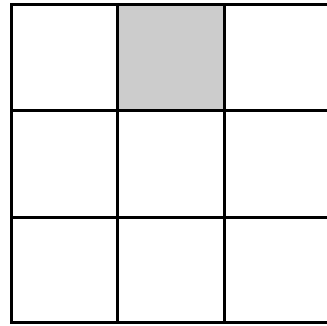
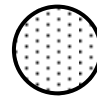
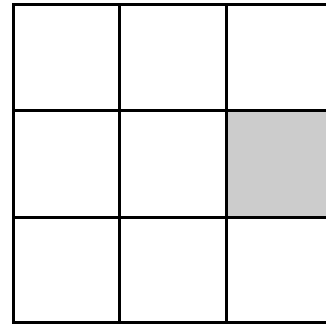

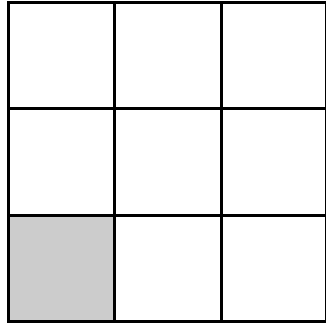

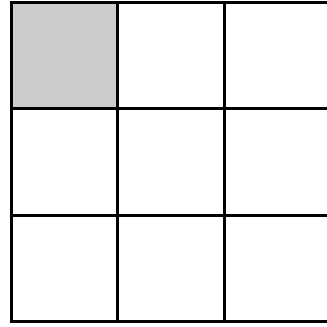

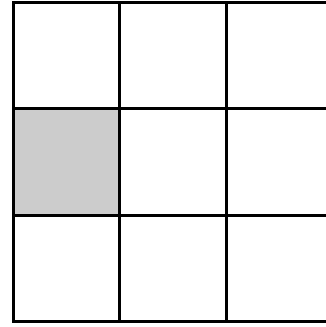
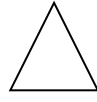
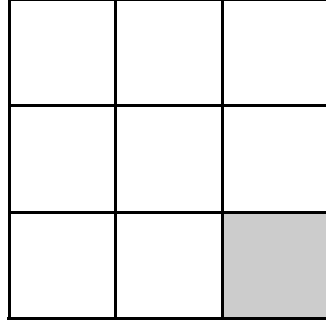

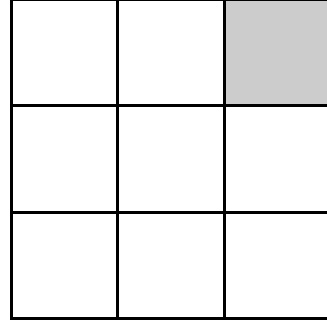

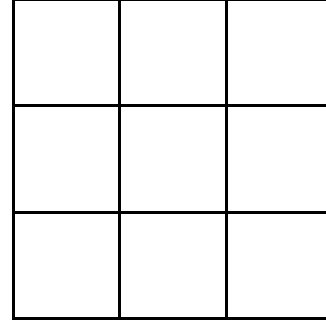


Prénom :

Date

LOGIX : Apprendre à décoder et utiliser des informations d'ordre logique et spatial. (1)

INFORMATIONS


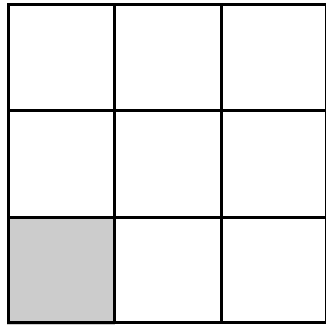


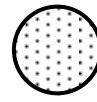
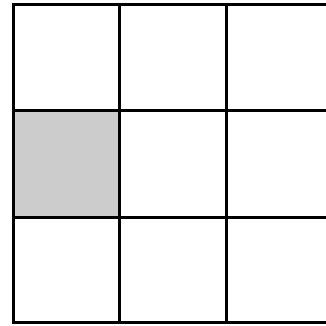

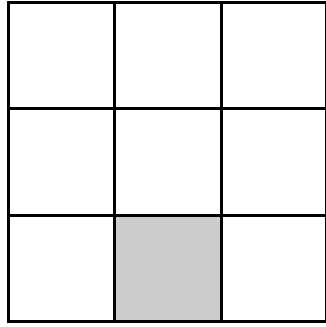

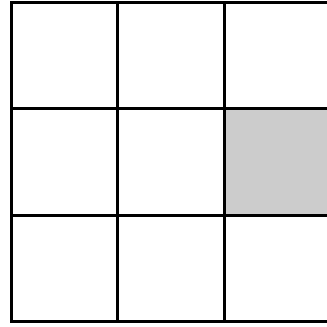

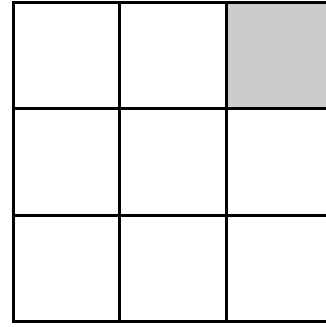
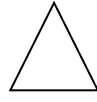
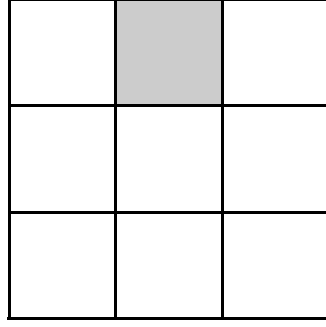



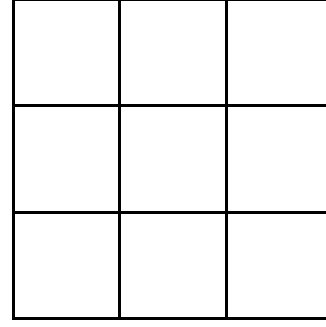
Cherche où va se trouver le triangle à point.

Prénom :

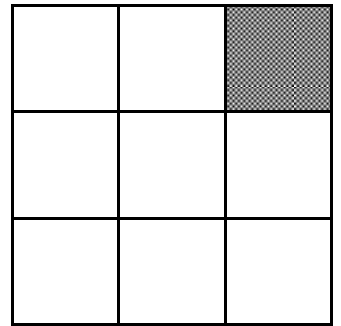
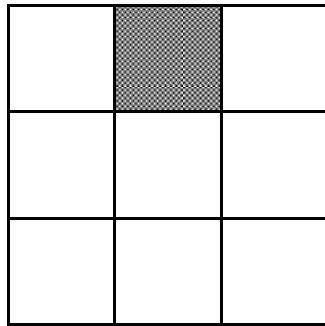
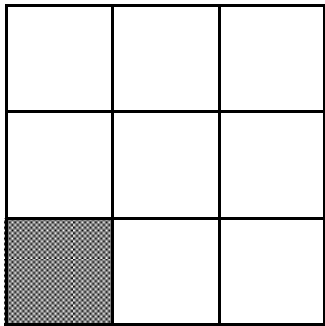
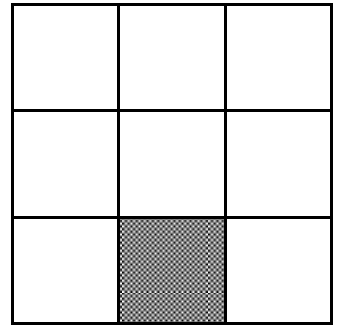





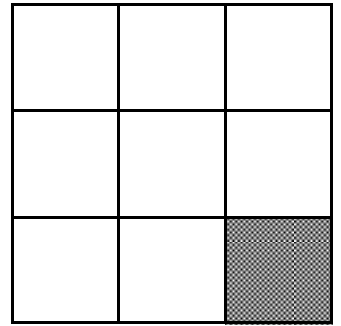
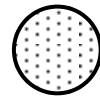
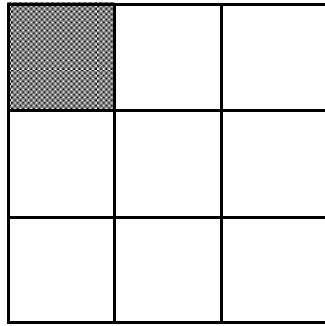
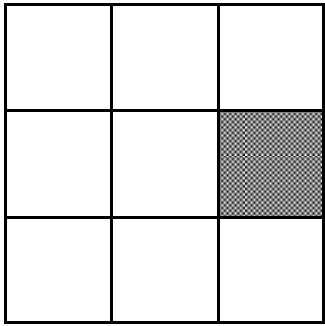

Date

LOGIX : Apprendre à décoder et utiliser des informations d'ordre logique et spatial. (2)

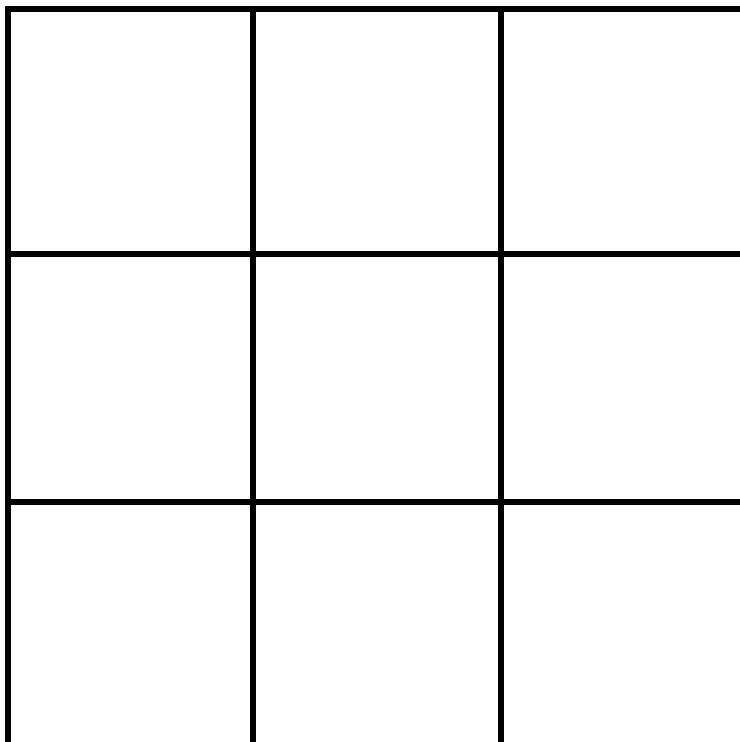
INFORMATIONS

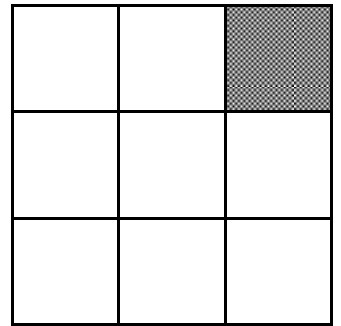
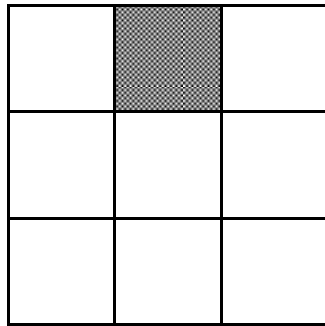
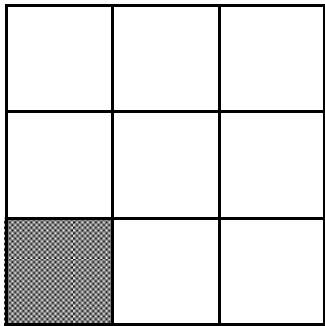
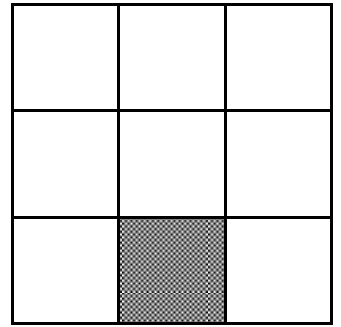
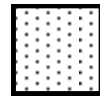




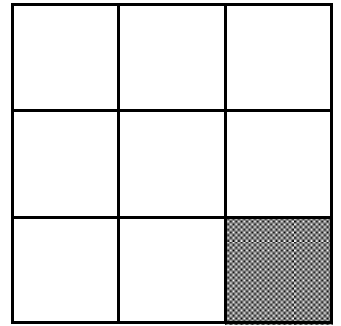
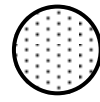
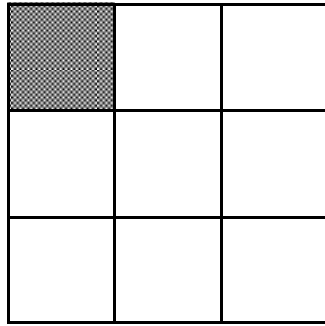
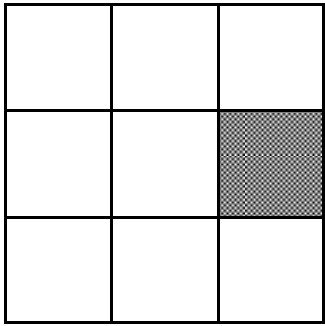

					
					
					

Cherche où va se trouver le triangle à point.



Grille à compléter :





Grille à compléter :

